

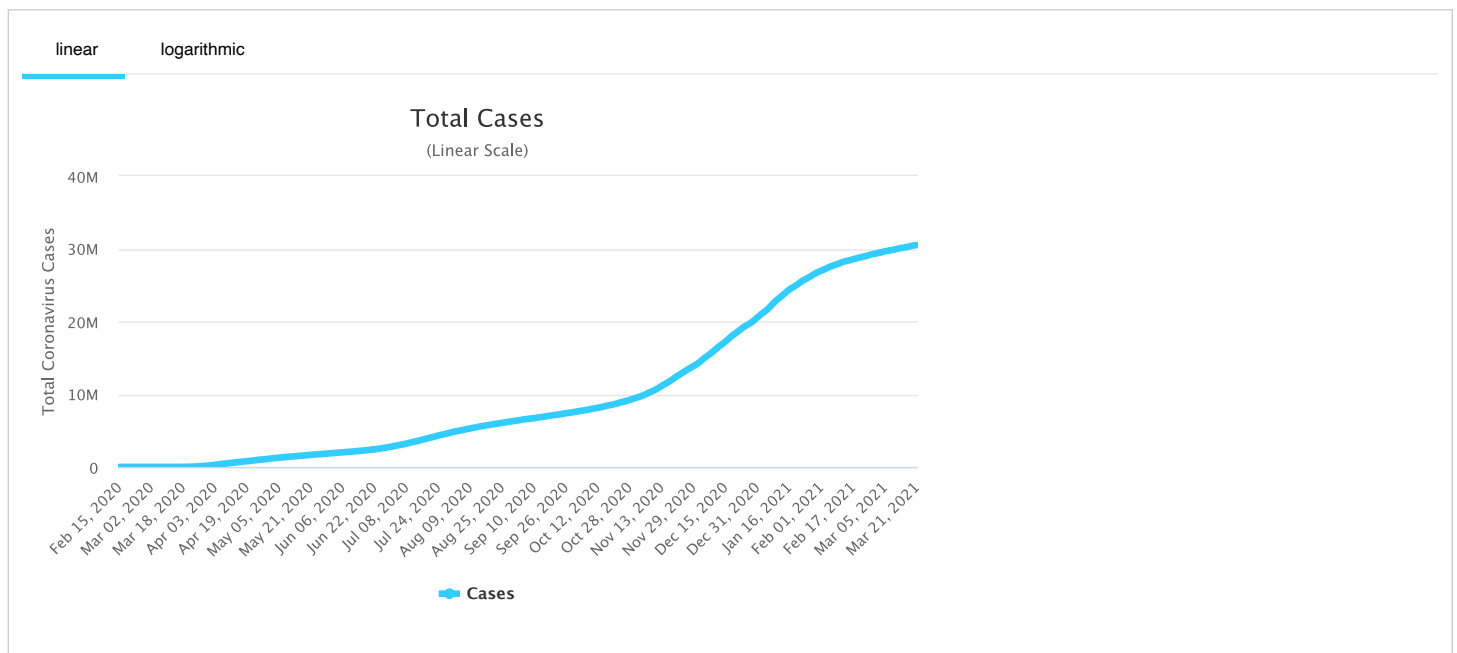
#	USA State ↕	Total Cases ↕	New Cases ↕	Total Deaths ↕	New Deaths ↕	Total Recovered ↕	Active Cases ↕	Tot Cases/ 1M pop ↕	Deaths/ 1M pop ↕	Total Tests
	USA Total	30,521,765		555,314		22,754,252	7,212,199	92,210	1,678	389,7
1	California (/coronavirus/usa/california/)	3,642,806		57,186		1,920,668	1,664,952	92,194	1,447	52,2
2	Texas (/coronavirus/usa/texas/)	2,758,468		47,595		2,601,676	109,197	95,133	1,641	24,8
3	Florida (/coronavirus/usa/florida/)	2,008,349		32,757		1,366,448	609,144	93,508	1,525	24,5
4	New York (/coronavirus/usa/new-york/)	1,835,861		49,699		974,932	811,230	94,371	2,555	42,7
5	Illinois (/coronavirus/usa/illinois/)	1,221,863		23,357		1,140,815	57,691	96,424	1,843	19,6
6	Georgia (/coronavirus/usa/georgia/)	1,045,638		18,530		616,497	410,611	98,483	1,745	8,1
7	Ohio (/coronavirus/usa/ohio/)	999,750		18,340		951,197	30,213	85,528	1,569	10,7

#	USA State	Total Cases	New Cases	Total Deaths	New Deaths	Total Recovered	Active Cases	Tot Cases/ 1M pop	Deaths/ 1M pop	Total Tests
8	Pennsylvania (/coronavirus/usa/pennsylvania/)	991,403		24,920		905,753	60,730	77,441	1,947	11,2
9	North Carolina (/coronavirus/usa/north-carolina/)	895,263		11,820		852,732	30,711	85,360	1,127	10,9
10	New Jersey (/coronavirus/usa/new-jersey/)	865,886		24,174		643,874	197,838	97,486	2,722	11,5
11	Arizona (/coronavirus/usa/arizona/)	836,253		16,745		791,234	28,274	114,890	2,301	4,4
12	Tennessee (/coronavirus/usa/tennessee/)	798,621		11,709		773,817	13,095	116,943	1,715	7,0
13	Michigan (/coronavirus/usa/michigan/)	691,070		16,906		562,775	111,389	69,198	1,693	11,6
14	Indiana (/coronavirus/usa/indiana/)	677,905		12,946		535,673	129,286	100,696	1,923	8,6
15	Massachusetts (/coronavirus/usa/massachusetts/)	614,668		16,867		570,688	27,113	89,179	2,447	18,0
16	Virginia (/coronavirus/usa/virginia/)	604,904		10,117		49,647	545,140	70,869	1,185	8,1
17	Wisconsin (/coronavirus/usa/wisconsin/)	572,432		6,576		559,478	6,378	98,315	1,129	3,2
18	Missouri (/coronavirus/usa/missouri/)	570,587		8,987		395,843	165,757	92,968	1,464	5,9
19	South Carolina (/coronavirus/usa/south-carolina/)	541,582		9,007		N/A	N/A	105,188	1,749	6,5
20	Alabama (/coronavirus/usa/alabama/)	511,460		10,436		310,742	190,282	104,312	2,128	2,5
21	Minnesota (/coronavirus/usa/minnesota/)	505,224		6,850		488,156	10,218	89,585	1,215	7,9
22	Colorado (/coronavirus/usa/colorado/)	450,630		6,149		306,045	138,436	78,252	1,068	2,6
23	Louisiana (/coronavirus/usa/louisiana/)	439,737		9,988		426,243	3,506	94,592	2,149	6,3
24	Oklahoma (/coronavirus/usa/oklahoma/)	434,491		4,788		418,215	11,488	109,804	1,210	3,6
25	Kentucky (/coronavirus/usa/kentucky/)	420,828		5,738		49,105	365,985	94,194	1,284	4,7
26	Maryland (/coronavirus/usa/maryland/)	400,023		8,170		9,800	382,053	66,167	1,351	8,4
27	Utah (/coronavirus/usa/utah/)	381,629		2,062		368,816	10,751	119,037	643	4,1

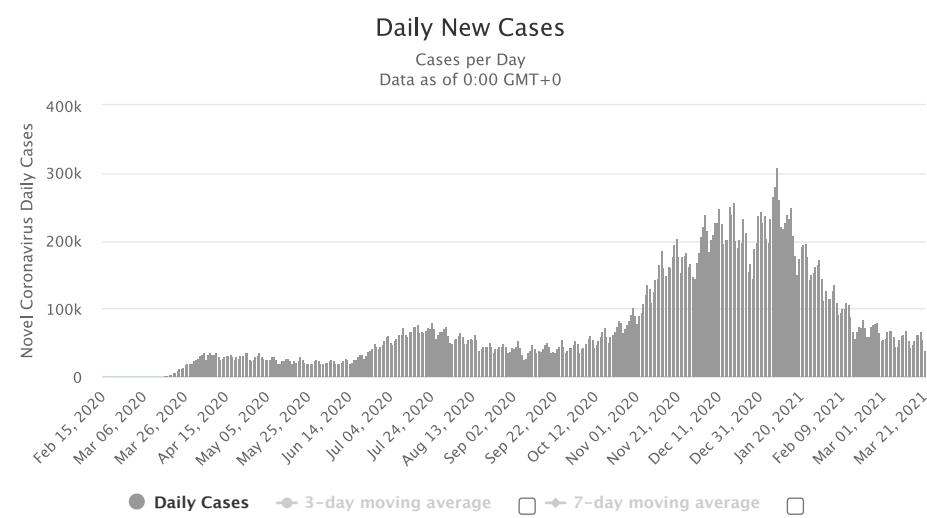
#	USA State	Total Cases	New Cases	Total Deaths	New Deaths	Total Recovered	Active Cases	Tot Cases/ 1M pop	Deaths/ 1M pop	Total Tests
28	Iowa (/coronavirus/usa/iowa/)	373,743		5,675		327,858	40,210	118,458	1,799	4,3
29	Washington (/coronavirus/usa/washington/)	357,732		5,230		176,554	175,948	46,978	687	5,6
30	Arkansas (/coronavirus/usa/arkansas/)	328,655		5,539		320,500	2,616	108,905	1,835	3,3
31	Mississippi (/coronavirus/usa/mississippi/)	302,837		6,956		287,341	8,540	101,755	2,337	2,5
32	Kansas (/coronavirus/usa/kansas/)	301,829		4,875		283,862	13,092	103,603	1,673	1,2
33	Nevada (/coronavirus/usa/nevada/)	301,178		5,172		272,640	23,366	97,780	1,679	2,8
34	Connecticut (/coronavirus/usa/connecticut/)	296,691		7,832		259,572	29,287	83,217	2,197	7,3
35	Nebraska (/coronavirus/usa/nebraska/)	206,388		2,135		159,162	45,091	106,693	1,104	9
36	New Mexico (/coronavirus/usa/new-mexico/)	189,731		3,889		172,441	13,401	90,485	1,855	2,9
37	Idaho (/coronavirus/usa/idaho/)	177,420		1,941		98,869	76,610	99,280	1,086	1,1
38	Oregon (/coronavirus/usa/oregon/)	161,531		2,363		143,024	16,144	38,298	560	4,0
39	West Virginia (/coronavirus/usa/west-virginia/)	137,826		2,606		129,706	5,514	76,906	1,454	2,3
40	Rhode Island (/coronavirus/usa/rhode-island/)	133,039		2,595		8,140	122,304	125,584	2,450	3,3
41	South Dakota (/coronavirus/usa/south-dakota/)	115,867		1,923		111,711	2,233	130,974	2,174	4
42	Montana (/coronavirus/usa/montana/)	103,060		1,414		100,643	1,003	96,428	1,323	1,1
43	North Dakota (/coronavirus/usa/north-dakota/)	101,651		1,461		99,464	726	133,389	1,917	4
44	Delaware (/coronavirus/usa/delaware/)	92,287		1,529		83,986	6,772	94,773	1,570	6
45	New Hampshire (/coronavirus/usa/new-hampshire/)	80,543		1,217		76,949	2,377	59,235	895	1,8
46	Alaska (/coronavirus/usa/alaska/)	58,645		306		50,655	7,684	80,166	418	1,8
47	Wyoming (/coronavirus/usa/wyoming/)	55,581		693		54,453	435	96,035	1,197	6

#	USA State	Total Cases	New Cases	Total Deaths	New Deaths	Total Recovered	Active Cases	Tot Cases/ 1M pop	Deaths/ 1M pop	Total Tests
48	Maine (/coronavirus/usa/maine/)	48,464		729		12,911	34,824	36,054	542	1,9
49	District Of Columbia (/coronavirus/usa/district-of-columbia/)	43,229		1,050		30,822	11,357	61,253	1,488	1,3
50	Hawaii (/coronavirus/usa/hawaii/)	28,773		454		N/A	N/A	20,322	321	1,2
51	Vermont (/coronavirus/usa/vermont/)	17,740		219		14,849	2,672	28,430	351	1,2
52	Puerto Rico	196,230		2,096		94,155	99,979	57,937	619	4
53	Guam	7,780		134		7,618	28			1
54	United States Virgin Islands	2,804		25		N/A	N/A			
55	Northern Mariana Islands	157		2		N/A	N/A			
56	American Samoa	3				3	0			
57	US Military	260,147		319		238,247	21,581			
58	Veteran Affairs	238,156		11,046		224,174	2,936			2,9
59	Federal Prisons	54,548		230		52,377	1,941			1
60	Navajo Nation	29,998		1,233		16,326	12,439			2
61	Grand Princess Ship	122		7		115	0			
62	Wuhan Repatriated	3				3	0			
63	Diamond Princess Ship	46				46	0			
	Total:	30,521,765		555,314		22,754,252	7,212,199	92,210	1,678	389,7

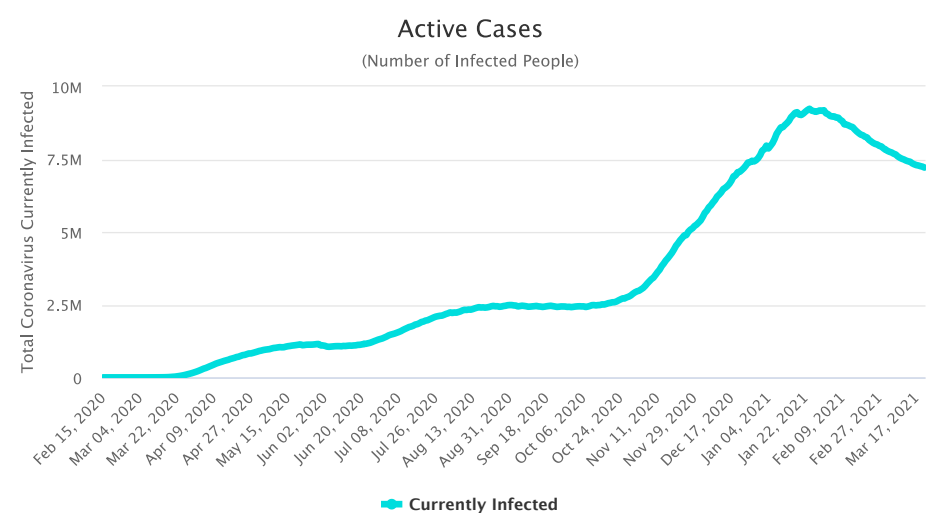
Total Coronavirus Cases in the United States




Daily New Cases in the United States

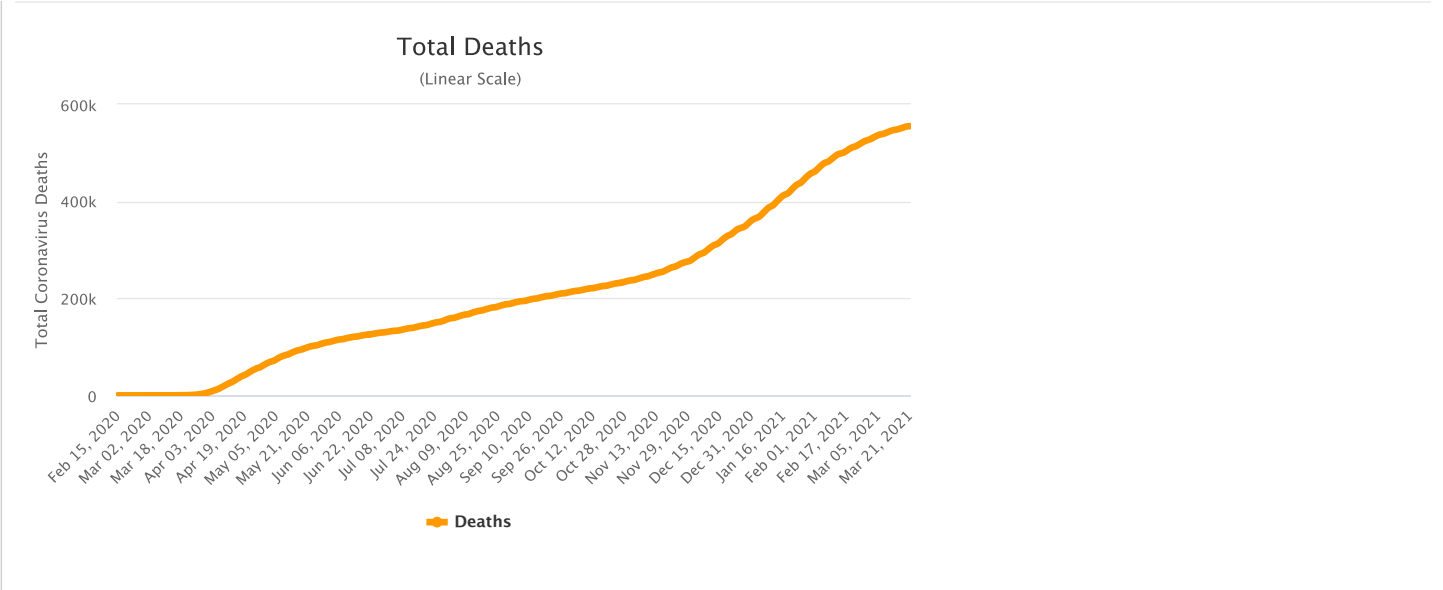


Active Cases in the United States

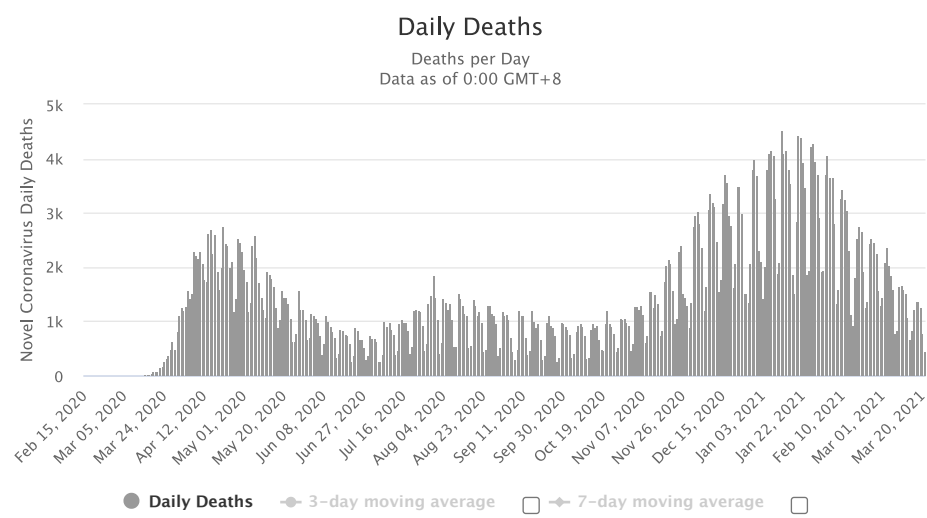


Total Coronavirus Deaths in the United States





Daily New Deaths in the United States



Latest News

March 21 (GMT)

Updates

- 39,496 new cases and 455 new deaths in [the United States \(/coronavirus/country/us/\)](#)

March 20 📍

March 19 📍

March 18 📍

Historical account of the initial stages of the epidemic in the United States

Content:

- First 20 cases in the United States
- Progression of first suspected cases
- Timeline of initial events
- Sources for the historical account

First 20 cases in the United States

Information collected on the first 20 domestic cases (not including repatriated cases and Diamond Princess cruise ship evacuee cases) is presented in the table below:

State	Cases	Sex	Age	Date	Case #	Location	Source
Oregon	1			Feb. 29	17 th	Washington C.	
Washington	2			Feb. 29	18, 19 th		
	1	M	30s	Jan. 21	1 st	Snohomish	[7]
Illinois	1			Mar. 1	20 th		
	1	M	60s	Jan. 30	6 th	Chicago	[12]
	1	F	60s	Jan. 24	2 nd	Chicago	[8]
California	2	unkn.	unkn.	Jan. 26	3 rd , 4 th	Orange C., L.A.	[9]
	1	M	adult	Jan. 31	7 th	Santa Clara C.	[17][18]
	1	F	unkn.	Feb. 2	9 th	Santa Clara C.	
	1	M	57	Feb. 2	10 th	San Benito C.	
	1	F	57	Feb. 2	11 th	San Benito C.	
	1		65	Feb. 28	16 th	Santa Clara C.	
	1			Feb. 21	13 th	Humboldt C.	
	1			Feb. 21	14 th	Sacramento C.	
	1			Feb. 26	15 th	[Northern California]	
Massachusetts	1	M	20s	Feb. 1	8 th	Boston	[16]
Arizona	1	unkn.	student	Jan. 26	5 th	Maricopa County	
Wisconsin	1			Feb. 5	12 th	Madison	

Patients Under Investigation (PUI) in the United States

CDC in the early stages released information regarding the number of cases and people under investigation that was updated regularly on Mondays, Wednesdays, and Fridays. Below we provide the historical reports that we were able to gather in order to track the progression in the number of suspected cases and US states involved through time in the initial stages

As of Feb. 10:

<i>Number of U.S. States with PUI</i>	<i>36</i>
Positive	12
Negative	318
Pending (specimens awaiting testing)	68
TOTAL	398

As of Feb. 7:

<i>Number of U.S. States with PUI</i>	<i>36</i>
Positive	12
Negative	225
Pending (specimens awaiting testing)	100
TOTAL	337

As of Feb. 5:

<i>Number of U.S. States with PUI</i>	<i>36</i>
Positive	11
Negative	206
Pending (specimens awaiting testing)	76
TOTAL	293

As of Feb. 3:

<i>Number of U.S. States with PUI</i>	<i>36</i>
Positive	11
Negative	167
Pending (specimens awaiting testing)	82
TOTAL	260

As of January 31:

<i>Number of U.S. States with PUI</i>	<i>36</i>
Positive	6
Negative	114
Pending (specimens awaiting testing)	121
TOTAL	241

Previously, as of January 29, there were 92 suspected cases awaiting testing.

<i>Number of U.S. States with PUI</i>	<i>36</i>
Positive	5
Negative	68
Pending (specimens awaiting testing)	92
TOTAL	165

Timeline of Events

-  On January 31, HHS declared Coronavirus a Public Health Emergency in the US (<https://www.hhs.gov/about/news/2020/01/31/secretary-azar-declares-public-health-emergency-us-2019-novel-coronavirus.html>)
As of Jan. 31, the Wuhan coronavirus is officially a public health emergency in the United States, Alex Azar, secretary of the US Department of Health and Human Services (HHS), announced at a White House press briefing.
-  On Jan. 31, the U.S. Centers for Disease Control and Prevention (CDC) **issued a federal quarantine for 14 days** affecting the 195 American evacuees from Wuhan, China. Starting Sunday, Feb. 2, U.S. citizens, permanent residents and immediate family who have visited China's Hubei province will undergo a **mandatory 14 days quarantine** and, if they have visited other parts of China, they would be screened at airports and asked to self-quarantine for 14 days. The last time the CDC had issued a quarantine was over 50 years ago in the 1960s, for smallpox.
-  President Donald Trump signed an order on Jan. 31 for the U.S. to **deny entry to foreign nationals who traveled to China** within the preceding two weeks, aside from the immediate family of U.S. citizens.
- On Jan. 30, the CDC had confirmed the **first case of person to person transmission in the U.S.:** ^[12] the husband of the Chicago, Illinois case who had returned from Wuhan, China on Jan. 13 and who tested positive for the virus on Jan. 24).
- CDC stated on Jan. 30 that "It is likely there will be more cases of 2019-nCoV reported in the U.S. in the coming days and weeks, including more person-to-person spread."^[12]
- The virus had been confirmed in **5 states**.
- On Jan. 31, **New York City** health officials vehemently denied the rumor regarding a coronavirus case in the city ^[13]. On Feb. 1, however, the city's health commissioner did report that there was a test being performed on a person under 40 who had returned from China, developed matching symptoms, and tested negative to the seasonal flu.
- **Most US patients had recently visited Wuhan.**
- All of the first five U.S. cases were described as **mild**.
- A study on the first US case of novel coronavirus detailed mild symptoms followed by pneumonia (https://www.cnn.com/2020/01/31/health/washington-coronavirus-study-nejm/index.html?utm_term=link&utm_medium=social&utm_content=2020-02-01T00)

U.S. Airlines suspended ALL flights between the U.S. and China

On Friday, January 31, Delta, American and United announced they would temporarily suspend all of their mainland China flights in response to the coronavirus outbreak.^[14]

Prior to this January 31 announcement:

- **UNITED AIRLINES**
on Jan. 28 had announced it would cut 24 flights between the U.S. and China for the first week of February.
- **AMERICAN AIRLINES**
on Jan. 29 had announced it would suspend flights from Los Angeles to Shanghai and Beijing from Feb. 9 through March 27, 2020. It will maintain its flight schedules (10 daily A/R) from Dallas-Fort Worth to Shanghai and Beijing, as well as from Los Angeles and Dallas-Fort Worth to Hong Kong.
- **DELTA**
had not adjusted its schedule of direct flights from the U.S. to China. It is the only airline with direct flights to not take action so far.

The White House was considering issuing a ban on flights between the United States and China, as of late Jan. 28^[11]. Italy has announced on January 31 that it was suspending all flights to and from China following the first 2 cases of coronavirus in Italy.

Travel Alert: Do Not Travel to China

- The U.S. State Department on January 30 issued a **Level 4: Do Not Travel to China Alert** (<https://travel.state.gov/content/travel/en/traveladvisories/traveladvisories/china-travel-advisory.html>) ^[4] (the highest level of alert).
- Previously, on January 29, the advisory was set at a lower "Level 3: Reconsider Travel" advising not to travel to Hubei Province: (Level 4) and reconsider travel to the remainder of China (Level 3).
- The CDC on Jan. 28 issued a Level 3 Warning (<https://wwwnc.cdc.gov/travel/notices/warning/novel-coronavirus-china>), recommending that travelers **avoid all nonessential travel to China** ^[5].

Screening incoming passengers at 20 airports in the U.S.

On January 17, the CDC announced that 3 airports in the United States would begin screening incoming passengers from China: SFO, JFK, and LAX ^[6] Other 2 airports were added subsequently, and on January 28, the U.S. Department of Health and Human Services (HHS) announced that 15 additional U.S. airports (bringing the total to 20) would begin screening incoming travelers from China.

Below is the complete list of airports where screening for the 2019 Novel Coronavirus (2019-nCoV) is in place:

- Los Angeles International (LAX)
- San Francisco International (SFO)
- Chicago O'Hare
- New York JFK
- Atlanta Hartsfield-Jackson International
- Houston George Bush Intercontinental
- Dallas-Fort Worth International
- San Diego International
- Seattle-Tacoma International
- Honolulu International
- Anchorage Ted Stevens International
- Minneapolis-St. Paul International
- Detroit Metropolitan
- Miami International
- Washington Dulles International
- Philadelphia International
- Newark Liberty International
- Boston Logan International
- El Paso International
- Puerto Rico's San Juan Airport

Sources for the historical account

1. Novel Coronavirus (2019-nCoV) situation reports (<https://www.who.int/emergencies/diseases/novel-coronavirus-2019/situation-reports/>) - World Health Organization (<https://www.who.int/>) (WHO)
2. 2019 Novel Coronavirus (2019-nCoV) in the U.S (<https://www.cdc.gov/coronavirus/2019-ncov/cases-in-us.html>) - U.S. Centers for Disease Control and Prevention (<https://www.cdc.gov/>) (CDC)
3. Symptoms of Novel Coronavirus (2019-nCoV) (<https://www.cdc.gov/coronavirus/2019-ncov/about/symptoms.html>) - CDC
4. China Travel Advisory (<https://travel.state.gov/content/travel/en/traveladvisories/traveladvisories/china-travel-advisory.html>) - U.S. State Department, accessed January 31, 2020.
5. Novel Coronavirus in China - Warning - Level 3, Avoid Nonessential Travel (<https://wwwnc.cdc.gov/travel/notices/warning/novel-coronavirus-china>) - CDC, January 28, 2020.
6. Public Health Screening to Begin at 3 U.S. Airports for 2019 Novel Coronavirus ("2019-nCoV") (<https://www.cdc.gov/media/releases/2020/p0117-coronavirus-screening.html>) - CDC January 17, 2020
7. First Travel-related Case of 2019 Novel Coronavirus Detected in United States (<https://www.cdc.gov/media/releases/2020/p0121-novel-coronavirus-travel-case.html>) - CDC, January 21, 2020
8. Second Travel-related Case of 2019 Novel Coronavirus Detected in United States (<https://www.cdc.gov/media/releases/2020/p0124-second-travel-coronavirus.html>) - CDC, January 24, 2020
9. CDC confirms additional cases of 2019 Novel Coronavirus in United States (<https://www.cdc.gov/media/releases/2020/s0126-coronavirus-new-cases.html>) - CDC, January 26, 2020
10. 2019 Novel Coronavirus (2019-nCoV) in the U.S. (<https://www.cdc.gov/coronavirus/2019-ncov/cases-in-us.html>) - CDC, Updated January 29, 2020

11. White House considers ban on flights to China amid coronavirus outbreak (<https://eu.usatoday.com/story/travel/news/2020/01/28/white-house-considers-ban-china-flights-amid-coronavirus-outbreak/4602839002/>) - USA Today, Jan. 28, 2020
12. CDC Confirms Person-to-Person Spread of New Coronavirus in the United States (<https://www.cdc.gov/media/releases/2020/p0130-coronavirus-spread.html>) - CDC Press Release, Jan. 30, 2020
13. NYC Officials Deny Report Of Coronavirus Amid Confusion (<https://www.forbes.com/sites/sergeiklebnikov/2020/01/31/nyc-officials-deny-report-of-coronavirus-amid-confusion/#351e47b5652c>) - Forbes, Jan. 31, 2020
14. Delta, American, United to suspend all China mainland flights as coronavirus crisis grows (<https://eu.usatoday.com/story/travel/2020/01/31/coronavirus-china-flight-ban-delta-cuts-all-flights-white-house/4620989002/>) - USA Today, Jan. 31, 2020
15. Secretary Azar Declares Public Health Emergency for United States for 2019 Novel Coronavirus (<https://www.hhs.gov/about/news/2020/01/31/secretary-azar-declares-public-health-emergency-us-2019-novel-coronavirus.html>) - U.S. Department of Health and Human Services (HHS), Jan. 31, 2020
16. Man returning from Wuhan, China is first case of 2019 Novel Coronavirus confirmed in Massachusetts (<https://www.mass.gov/news/man-returning-from-wuhan-china-is-first-case-of-2019-novel-coronavirus-confirmed-in>) - Massachusetts Department of Public Health, Feb. 1, 2020
17. County of Santa Clara Public Health Department Reports First Case of Novel (new) Coronavirus (<https://www.sccgov.org/sites/phd/news/Pages/novel-coronavirus-1-31-2020.aspx>) - Santa Clara County Public Health, Jan. 31, 2020
18. Coronavirus: First case confirmed in Santa Clara County (<https://www.mercurynews.com/2020/01/31/santa-clara-coronavirus/>) - Mercury News, Jan. 31, 2020

Countries:

- **China** (</coronavirus/country/china/>)
- **South Korea** (</coronavirus/country/south-korea/>)
- **Iran** (</coronavirus/country/iran/>)
- **Italy** (</coronavirus/country/italy/>)
- **Spain** (</coronavirus/country/spain/>)
- **France** (</coronavirus/country/france/>) (</coronavirus/country/france/>)
- **United States** (</coronavirus/country/us/>)

Coronavirus Worldometer Sections:

- **Coronavirus Update** (</coronavirus/>)
- **Cases** (</coronavirus/coronavirus-cases/>)
- **Deaths** (</coronavirus/coronavirus-death-toll/>)
- **Mortality Rate** (</coronavirus/coronavirus-death-rate/>)
- **Transmission Rate** (</coronavirus/#repro>)
- **Incubation Period** (</coronavirus/coronavirus-incubation-period/>)
- **Age, Sex, Demographics** (</coronavirus/coronavirus-age-sex-demographics/>)
- **Symptoms** (</coronavirus/coronavirus-symptoms/>)
- **Countries with cases: basic list** (</coronavirus/countries-where-coronavirus-has-spread/>) - **detailed list** (</coronavirus/#countries>)
- **Expert Opinions** (</coronavirus/coronavirus-expert-opinions/>)
- **Cases in the US** (</coronavirus/usa-coronavirus/>)

worldometer (/)

[about \(/about/\)](#) | [faq \(/faq/\)](#) | [languages \(/languages/\)](#) | [contact \(/contact/\)](#) | [report coronavirus cases \(/report_us/\)](#)



[\(/newsletter-subscribe/\)](#)



[\(/https://twitter.com/Worldometers\)](https://twitter.com/Worldometers)



[\(/https://www.facebook.com/Worldometers.info\)](https://www.facebook.com/Worldometers.info)